

Architectural Surfaces, Inc.

DISTINCTIVE WOOD & SPECIALTY ACOUSTICAL CEILING & WALL SYSTEMS

123 Columbia Court North • Suite 201 • Chaska, MN 55318
 952-448-5300 • Fax: 952-448-2613 • Toll Free: 1-800-710-8791
 e-mail: info@architecturalsurfaces.net
 Visit Our Web Site at www.architecturalsurfaces.net

CEILING YOU CAN LOOK UP TO!

WOODCUBE™ I MODULAR

Flush or Reveal 2' x 2' or 4' x 4' lay-in louvers. Install in standard 15/16" or 9/16" wide suspension systems. Matching adhesive veneer strips are available for field installation.

WOODCUBE™ II MONOLITHIC

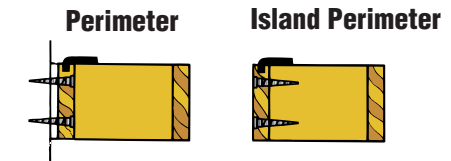
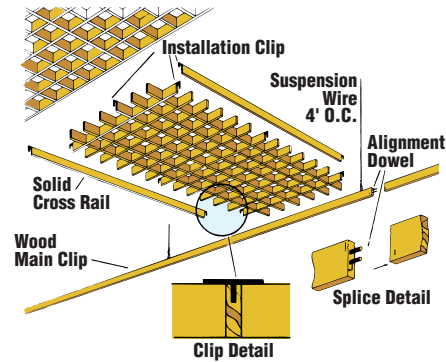
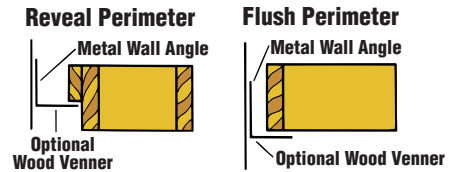

Solid wood suspension system accepts pre-assembled 2' x 4' lay-in panels creating a flush monolithic ceiling.

Open cell ceilings made of genuine wood are now available at the same price as metal ceilings of similar design. This unique type of ceiling system conceals the clutter of sprinklers, ducts, lights, and raceways while permitting the function of these mechanical systems through the open louver design. Enjoy the natural beauty of wood without increasing your cost of materials.

FEATURES:

- Woodcube™ louvers are available in 3", 4", 6", (8", or 12" for Woodcube I MODULAR only) cell sizes and in nominal 2' x 2' and 4' x 4' panel sizes
- Edge options allow for the specification of an unbroken monolithic system, lay-in, or reveal-edge panels
- Woodcube™ is standard in red oak or maple. Other species are also available on approval
- Lighting can be accomplished with lay-in fixtures or down lights within the cells. A broad variety of lighting methods can be used above the ceiling line to create a luminous effect
- Track lighting is also effective in the regress or through the open cells
- Either translucent or prismatic white or clear overlay panels can be used with Woodcube™ system
- Acoustical control is accomplished by installing a black acoustical blanket over the open louvers or by installing Woodcube under a new or existing acoustical ceiling
- All Woodcube™ systems permit access to the plenum
- Either unfinished or factory finished, clear, stained or painted in wide variety of colors
- Optional factory treatments or finishes can be Class 1 Flame Spread Rating
- Mirror, brass, bronze or black grid can also be selected

PRODUCT DETAILS:



WOODCUBE™ I Reveal Edge



WOODCUBE™ II Monolithic