

Architectural Surfaces, Inc.

123 Columbia Court North • Suite 201 • Chaska, MN 55318
952-448-5300 • Fax: 952-448-2613 • Toll Free: 1-800-448-3134

**OLD WORLD
COFFERED™**

OLD WORLD™ / NEW WORLD™ CEILING – SPECIFICATIONS

ARCHITECTURAL SURFACES, INC. 952-448-3134

Section 13070 Special Wood Coffered Ceiling System

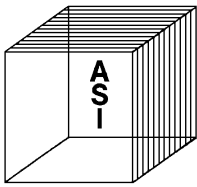
Part 1: General

1.1 Scope:

- A)** The work in this section shall be subject to the requirements of the General Conditions.
- B)** Work Included: Furnish all labor, materials, equipment and services required in conjunction with the installation of the wood coffered ceiling system specified herein and identified on the drawings and schedules including:
 - 1) Concealed grid suspension system.
 - 2) Wood coffered ceiling system
 - 3) All factory applied and/or field installed accessories, wood moldings, or trim relating to the ceiling system.
 - 4) Integrated air diffusion (optional).
 - 5) Factory prefinishing (optional).
- C)** Related work specified elsewhere:
 - 1) Painting or finishing (optional).
 - 2) Acoustical work.
 - 3) Mechanical connections to integrated air components (optional).
 - 4) Balancing of air distribution system (optional).
 - 5) Millwork.

1.2 Quality Assurance:

- A)** Manufacturer: The manufacturer shall have a minimum of three years experience in laminating veneers, fabrics, high pressure laminates or metals to fire retardant substrates and shall have completed at least five projects of the scope and quality required by this project.
 - 1) The manufacturer shall have tested the lamination bond of the veneers or other facings to the substrate without showing signs of delamination, cracking or bubbling.
 - 2) Submit a list of representative installations completed during the last two years, listing the owner and approximate dollar value.



Architectural Surfaces, Inc.

123 Columbia Court North • Suite 201 • Chaska, MN 55318
952-448-5300 • Fax: 952-448-2613 • Toll Free: 1-800-448-3134

OLD WORLD COFFERED™

1.2 Quality Assurance:

- B)** Contract Execution: The bidding subcontractors shall be approved by the manufacturer's local distributor/representative of the specified materials and shall be thoroughly experienced in this type of work.

1.2 Submittals:

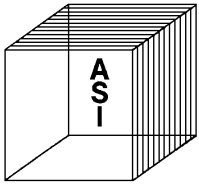
- A)** Contract Execution: The work of this section shall not be contracted for until all submissions required below have been completed and approved.
- A)** Test Data: Submit tests establishing compliance with all performance characteristics of the specification.
- C)** Shop Drawings: Submit shop drawings in detail of all work in scale to indicate size, location and attachment methods required for the installation of the required work.
- D)** Samples: Submit samples or portions of full size units showing jointing where such exists and methods of internal fastening as well as all other detailing required.

1.4 Warranty:

- A)** Submit at the time of submission of shop drawings, the manufacturer's warranty that the materials furnished hereunder will be free of manufacturing defects for a period of one (1) year. The manufacturer's warranty may be conditioned with a statement that damage resulting from wet job conditions, faulty construction, plumbing or ventilating systems is not covered by the warranty. The manufacturer's warranty is limited to replacement of defective material only, rather than installation of the same. Faulty installation shall be corrected by the installing contractor. The warranty required herein is the sole remedy against the manufacturer and there are no other implied warranties. In any event, the manufacturer shall not be liable for incidentals or consequential damages.

1.5 Substitute Products:

- A)** Proposal shall be based only on the specified product.
- B)** Alternative proposals for substitute products will not be accepted unless approved in writing via addenda.
- C)** Request for approval to submit an alternate proposal must be made a minimum of twenty-one (21) calendar days prior to bid date. Request must include test data, samples and product certification per paragraph 1.3 Submittals. If approval is granted an addenda will be issued, so stating a minimum of seven (7) calendar days prior to bid date.



Architectural Surfaces, Inc.

123 Columbia Court North • Suite 201 • Chaska, MN 55318
952-448-5300 • Fax: 952-448-2613 • Toll Free: 1-800-448-3134

**OLD WORLD
COFFERED™**

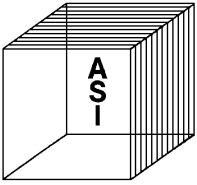
Part 2: Products

2.1 Concealed Suspension System:

- A) Materials: The grid suspension system shall be as manufactured by Chicago Metallic Corporation, Armstrong or approved equal and shall have a 15/16" face width.
- B) All main runners and cross runners shall conform to the heavy duty classification of ASTM C635.
- C) Main runners shall be installed 48" o.c. and be directly suspended by not less than 12 ga galvanized steel wire wrapped tightly at least three full turns. Suspension wires shall be straight and vertically installed not more than 48" o.c.
- D) Main runners shall be interconnected by cross tees to form a _____ x _____ module.
- E) Wall channel moldings shall be standard cold rolled electrogalvanized steel with a 15/16" flange extending from the wall line.

2.2 Wood Coffered Ceiling System and Moldings:

- A) Materials: The lay in ceiling panels shall be faced with (flat cut, rift cut, quarter cut) (species of wood veneer) (brushed, mirrored or satin .025" thick metals in a brass, cooper, or natural finish, ASI style no. _____) (fabric, vinyl, luminous panel, or custom facing) style no. _____ as manufactured by _____. Panels shall be _____ x _____ in size and shall have a Class 1 (A), 0-25 flame spread rating.
- B) Panel Construction: The wall panel core shall be a minimum of 1/2" thick and shall be of (solid) (acoustical) material. (Solid panels shall be backed with a compatible material, resulting in a three ply construction to prevent excessive warping.) (Acoustical panel core shall provide a sound absorption coefficient of _____ NRC.) The panel core shall have a Class 1 (A), 0-25 flame spread rating.
- C) Solid Wood Moldings: the solid wood grid cover moldings shall be of _____ species and shall be (3/4" thick x 2" wide) (special size of _____" thick x _____" wide). The solid wood moldings shall be precisely coped and routed to fit over the grid suspension system and held in place with special concealed mechanical fastening clips.
- D) (Optional) Panel Trim Moldings: The wall panels shall have a decorative interior trim molding applied to panel in a pattern as shown on the drawings. Trim moldings are to match the other solid wood moldings as selected.
- E) (Optional) Panel Deep Coffe Moldings: Special solid wood moldings shall be used to form a trunkated coffer system _____" deep. Special moldings are to match the other solid wood moldings in species and finish.



Architectural Surfaces, Inc.

123 Columbia Court North • Suite 201 • Chaska, MN 55318
952-448-5300 • Fax: 952-448-2613 • Toll Free: 1-800-448-3134

OLD WORLD COFFERED™

2.2 Wood Coffered Ceiling System and Moldings – Continued:

- F)** (Optional) Prefinished Panels and Moldings: Veneered panels or solid wood moldings shall be custom stained with no. _____ as manufactured by _____.
Surface finish shall be a (satin) (semi) gloss. (Number of coats and application to comply with A.W.I. Finish System No. _____). Finish to be reviewed and accepted by the Architect/Designer prior to its application to the wood.
- G)** Manufacture and Design: The wall panel system shall be (New World) – (Old World) as manufactured by Architectural Surfaces, Inc., (952) 448-5300 and distributed locally by _____.

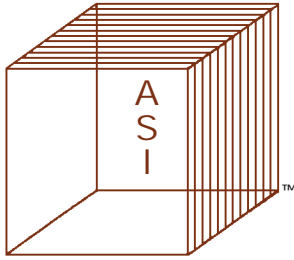
Part 3: Execution

3.1 Job Conditions:

Upon receiving and prior to the installation of the interior finish materials, the installing contractor shall completely read all of the manufacturer's instructions for storage, job conditions and installation recommendations, and see that they are strictly complied with. Work shall not begin until the space is fully enclosed and glazed. All wet work is to be completed and dried out to the satisfaction of the architect. Temperature shall be a least 65 degrees Fahrenheit during the installation and thereafter. The installation contractor shall be responsible for the examination of all the conditions and recommendations as set forth and shall not proceed until satisfactory conditions have been met.

3.2 Installation:

Installation shall be in strict accordance with the manufacturer's recommendations, project specifications and the contract drawings. Installation shall be performed by trained crews under the direction of a trained foreman. Finished appearance in all cases shall be in exact conformance with the contract documents.



Architectural Surfaces, Inc.

DISTINCTIVE WOOD & SPECIALTY ACOUSTICAL CEILING & WALL SYSTEMS

123 Columbia Court North • Suite 201 • Chaska, MN 55318
952-448-5300 • Fax: 952-448-2613 • Toll Free: 1-800-710-8791
e-mail: info@architecturalsurfaces.net
Visit Our Web Site at www.architecturalsurfaces.net

CEILINGS YOU CAN LOOK UP TO!



Willamette Industries, Inc.

Duraflake Particleboard Plant

2550 Old Salem Road NE
P.O. Box 428
Albany, Oregon 97321
(541) 928-3341
FAX: (541) 928-4116

Dear Steve Anderson
Architectural Surfaces Inc
June 15, 2000
123 Columbia Court North, #201
Chaska, MN 55318

June 15, 2000

Dear Steve Anderson,

Thank you for your inquiry regarding Willamette Industries Duraflake FR and MR, our specialty particleboard products.

Duraflake FR is a Class A fire-rated wood corestock. The product has proven its excellent performance in the architectural woodwork industry for over 20 years. Duraflake FR is a particleboard substrate that is exceedingly well-suited for lamination with high-pressure decorative laminate and wood veneers. In addition, many other overlays have been applied to Duraflake FR, including, but not limited to: low pressure laminates, metal, glass, fabric, paper, vinyl, foils, and stone. The fire-retardant chemicals are an integral part of the particleboard construction and offer greater versatility than coated or pressure-treated products. The product can be sawed, bull-nosed, drilled, routed, shaped or precision machined without affecting the fire rating.

Furthermore, model codes allow that if a finish applied to the substrate is less than 1/28" (0.036"), the firerating of the substrate is unaffected and the entire construction carries the fire rating of the substrate.

Duraflake MR is a moisture resistant particleboard substrate that can be used in areas of high humidity or intermittent contact with water. Duraflake MR's many practical applications include institutional case goods, store and display fixture applications, storm door cores, mezzanine decking and many other situations where exposure to moisture is encountered.

Please review the enclosed materials describing Duraflake FR and MR. If you would like samples, or we can assist you with your specifications, please contact me.

Sincerely,

Geoff Gross
Sales Representative
Duraflake Division

Enclosures

Member: Composite Panel Association, PB-MDF Institute
Associate Member: Architectural Woodwork Institute; Kitchen Cabinet Manufacturers Association;
National Association of Store Fixture Manufacturers

HIGHEST QUALITY, GENUINE WOOD AND VENEER, SOUND CONTROL, DECORATIVE CEILING & WALL SYSTEMS, EASILY INSTALLED TO STANDARD T-BAR GRID ALLOWING CONCEALED SUSPENSION AND COMPLETE PLENUM ACCESS. OPTIONS INCLUDE LINEAR, CUBE, GRILLE, COFFER, CURVED, PERFORATED OR CUSTOM IN ANY WOOD SPECIES. ALL SYSTEMS AVAILABLE FACTORY FINISHED WITH CLASS A FIRE RETARDANT PAINT, CLEAR VARNISH OR STAIN. OTHER SOUNDPROOFING, SOUND ABSORBING AND NOISE CONTROL ACCESSORIES AVAILABLE FOR CEILINGS, WALLS AND FLOORS.