

Architectural Surfaces, Inc.

DISTINCTIVE WOOD & SPECIALTY ACOUSTICAL CEILING & WALL SYSTEMS

123 Columbia Court North • Suite 201 • Chaska, MN 55318
952-448-5300 • Fax: 952-448-2613 • Toll Free: 1-800-710-8791
e-mail: info@architecturalsurfaces.net
Visit Our Web Site at www.architecturalsurfaces.net

CEILINGS YOU CAN LOOK UP TO!

BURN BARRIER™ 6 CLEAR WOOD SEALER FOR BURN BARRIER 166 CLASS "A" FIRE RETARDANT VARNISH SYSTEM.

Product Description:

BURN BARRIER™ 6 is a crystal clear, hardwood sealer developed primarily for use with Fire Retardants Inc. #166 Retardant Varnish. *NOTE: BURN BARRIER™ 166 is part of a fire retardant varnish system and is not a fire retardant when used alone.*

Surface Preparation:

Surfaces must be clean, dry and free from all loose or powdery materials, grease, wax or other foreign matter. All staining and filling must be done using nonbleeding type stains prior to the application of BURN BARRIER™ 6 Sealer.

Application:

(New Work) Previously uncoated surfaces:

Apply a full bodied coat by brush, at a coverage rate of 300 to 450 square feet gallon. Coverage rate depends upon the porosity of the wood. Highly porous woods may require a second coat of BURN BARRIER™ 6 Sealer.

(Old Work) Previously coated surfaces:

Previously varnished surfaces must be sanded to remove all gloss, loose or poorly bonded varnish. Test patch a small area to determine the compatibility of BURN BARRIER™ 6 Sealer with existing coating, to insure that no lifting or wrinkling occurs. If lifting or wrinkling develops, it is necessary to completely remove the old finish before proceeding.

Coverage

300 to 450 square feet per gallon, depending on porosity of the wood.

Thinners

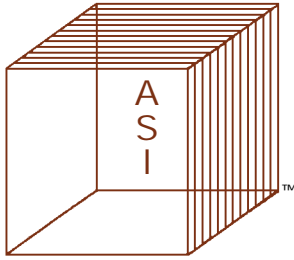
For thinning and cleaning equipment, use only BURN BARRIER™ 6 Reducer.

Information provided herein is based on tests believed to be reliable. Inasmuch as Fire Retardants Inc. has no control over the use or application to which others may put this material, we make no guarantee or warranty. Our products are sold on the condition that each user of the material make their own evaluation to determine the material's suitability for their own particular use.

NOTE: All porous surfaces should be properly sealed before applying fire retardant paint or varnish.

CAUTION: It is recommended that a test application be completed prior to end use.

© Fire Retardants Inc. All Rights Reserved.



Architectural Surfaces, Inc.

DISTINCTIVE WOOD & SPECIALTY ACOUSTICAL CEILING & WALL SYSTEMS

123 Columbia Court North • Suite 201 • Chaska, MN 55318
952-448-5300 • Fax: 952-448-2613 • Toll Free: 1-800-710-8791
e-mail: info@architecturalsurfaces.net
Visit Our Web Site at www.architecturalsurfaces.net

CEILING YOU CAN LOOK UP TO!

BURN BARRIER™ 166 CLEAR CLASS "A" FIRE RETARDANT "INTUMESCENT" VARNISH

Product Description:

BURN BARRIER™ 166 is a clear satin finish fire retardant varnish having a Class "A" Underwriters' Laboratory flame spread rating. When exposed to flame or high heat, the coating puffs up to form a thick insulating cellular foam. This foam layer retards the penetration of heat, thereby reducing the flame spread (surface burning characteristics) and smoke development of combustible materials.

BURN BARRIER™ 166 is designed for use on interior wood surfaces where it is desirable to maintain the natural wood appearance, while obtaining a Class "A" flame spread rating. BURN BARRIER™ 166 is suitable for use on wall paneling, ceiling panels and other such surfaces. We do not recommend this product for use on floors, doors, shelving, or in areas where there will be exposure to excessive moisture or splashing of water, as the coating is somewhat softer than conventional varnishes. (On hard use surfaces we recommend BURN BARRIER™ 129 and BURN BARRIER™ 130 Class "B" Fire Retardant Varnish System.) BURN BARRIER™ 166 dries to a clear velvety satin finish. All surfaces that will be subjected to handling, washing or where a low, semi or hi-gloss finish is desired, should be overcoated with BURN BARRIER™ 167 UL rated Fire Retardant Varnish Overcoat. The use of BURN BARRIER™ 167 Overcoat greatly improved the moisture resistance, durability and cleansibility of BURN BARRIER™ 166.

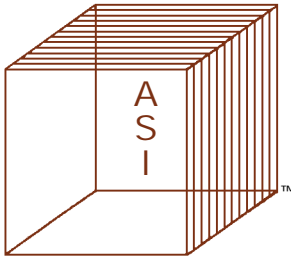
Surface Preparation:

(New Work Previously uncoated surfaces All surfaces. must be dry, clean, free of all wax, grease, dirt, sanding dust, etc. If staining is desired, the use of nonbleeding type stains are recommended. All surfaces should be thoroughly sealed with BURN BARRIER™ 6 Clear Wood Sealer. Allow the surface to thoroughly dry before proceeding with the application of BURN BARRIER™ 166. It is recommended that a representative sample of the system be prepared prior to starting the project.

(Old Work Previously coated surfaces All surfaces. which have been previously coated with a conventional coating (this includes prefinished wood paneling), must be washed down with mineral spirits or other suitable solution, to remove all wax, grease, etc. Lightly sand or steel wool all glossy surfaces, test patch small areas, if old coating is not affected, proceed with the application of BURN BARRIER™ 166. If old coating is affected, it will be necessary to completely remove the coating before applying BURN BARRIER™ 166.

NOTE: On prefinished wood paneling, it may be necessary to seal the grooved areas, as most panel manufacturers only stain these areas and the grooves are highly porous.

© Fire Retardants Inc. All Rights Reserved.



Architectural Surfaces, Inc.

DISTINCTIVE WOOD & SPECIALTY ACOUSTICAL CEILING & WALL SYSTEMS

123 Columbia Court North • Suite 201 • Chaska, MN 55318
 952-448-5300 • Fax: 952-448-2613 • Toll Free: 1-800-710-8791
 e-mail: info@architecturalsurfaces.net
 Visit Our Web Site at www.architecturalsurfaces.net

CEILINGS YOU CAN LOOK UP TO!

Application:

BURN BARRIER™ 166 can be applied by brush, conventional or airless spray. On wood paneling and other large surface areas, spray application is suggested as it will yield a more uniform finish. When spray applied the use of heavy duty spray equipment is recommended. Should thinning be required for spray application, use only BURN BARRIER™ 166 Reducer. After surface preparation has been carried out, apply a uniform coat of BURN BARRIER™ 166 without dilution, at a coverage rate of 300 sf/US gallon (7.4 m IL). Allow the surface to dry a minimum of 16 hours, or until hard. Then apply another coat as above. NOTE TWO COATS ARE REQUIRED. If the surface is to be over coated with BURN BARRIER™ 167 Overcoat, allow at least 48 hours drying time before applying BURN BARRIER™ 167.

Thinners:

For thinning and cleaning equipment, use only BURN BARRIER™ 166 Reducer.

CAUTION: The liquid coating contains volatile (combustible) solvents. Due care must be exercised during and after application until coating is dry.

Fire Tests:

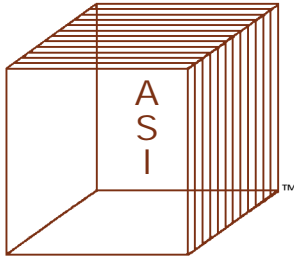
Flame Spread Rating, Class "A". When tested in accordance with ASTM E84 (NFPA255) the coating obtained the following fire hazard classification. A complete report from the UNDERWRITERS' LABORATORIES is available upon request.

<u>Coating System Details</u>	<u>When Applied to Douglas Fir</u>			
	<u>*Flame FSC</u>	<u>Spread (GWL)</u>	<u>Smoke Developed</u>	<u>Fuel Contr.</u>
Type 6 (sealer) applied in one coat a 400 sf/US/gal. (9.8 m ² /L) Type 166 (base coat) applied in two coats at 300 sq/US gal. per coat (7.4m ² /L) (No topcoat)	25	(15)	50	15

Type 6 (sealer) applied in one coat a 400 sq/US gal. (9.8 m ² /L) Type 167 (top coat) applied in one coat at 1800 sq.US gal. (44.2 m ² /L)	25	(15)	30-50	10

*Flame Spread Ratings FSC = Canadian Rating
 (GWL) = U. S. Rating

© Fire Retardants Inc. All Rights Reserved.



Architectural Surfaces, Inc.

DISTINCTIVE WOOD & SPECIALTY ACOUSTICAL CEILING & WALL SYSTEMS

123 Columbia Court North • Suite 201 • Chaska, MN 55318
952-448-5300 • Fax: 952-448-2613 • Toll Free: 1-800-710-8791
e-mail: info@architecturalsurfaces.net
Visit Our Web Site at www.architecturalsurfaces.net

CEILINGS YOU CAN LOOK UP TO!

BURN BARRIER™ 167 CLEAR OVERCOAT FOR CLEAR CLASS "A" FIRE RETARDANT VARNISH FOR BURN BARRIER 166

Product Description:

BURN BARRIER™ 167 Overcoat has been tested and rated by the Underwriter's Laboratories as an overcoat for BURN BARRIER™ 166 Class "A" Fire Retardant "Intumescent" Varnish. BURN BARRIER™ 167 is available in three distinctive sheens, i.e. low, semi or hi-gloss. The use of BURN BARRIER™ 167 as a topcoat over BURN BARRIER™ 166 greatly improves the moisture resistance, durability, and cleansibility of BURN BARRIER™ 166. We recommend that BURN BARRIER™ 167 be used over BURN BARRIER™ 166 on all surfaces that will be subjected to washing, handling or where a low, semi or hi-gloss finish is desired. *NOTE: FRI 167 is part of a fire retardant varnish system and is not a fire retardant when used alone.*

Surface Preparation:

After the application of BURN BARRIER™ 166 Class "A" Fire Retardant "Intumescent" Varnish has been completed, allow the surface to dry a minimum of 48 hours. Remove all dust, dirt, etc., from the surface, before applying BURN BARRIER™ 167 Overcoat.

Application:

BURN BARRIER™ 167 Overcoat can be applied by brush, roller or spray. Stir material well before using, then apply a uniform coat at a coverage rate up to 600 sq. ft./gal. In hard use areas or where excessive wear is expected, a second coat is suggested. Allow at least 24 hours drying time between coats.

Thinners:

For thinning use only BURN BARRIER™ 167 reducer. MINERAL SPIRITS or BURN BARRIER™ 167 Reducer may be used for cleaning.

WARNING

Adequate ventilation must be provided during and after application, until the coating has dried. Avoid breathing vapors or spray mist.

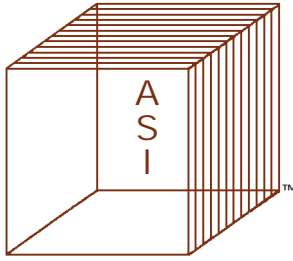
CAUTION

The liquid coating contains volatile (combustible) solvents. Due care must be exercised during and after application until coating is dry.

Fire Tests:

Flame Spread Rating: Class "A", when applied as a topcoat over BURN BARRIER™ 166 and tested in accordance with ASTM E84 (NFPA255) the coating system obtained the following fire hazard classification. A complete report from the Underwriters' Laboratories is available upon request.

© Fire Retardants Inc. All Rights Reserved.



Architectural Surfaces, Inc.

DISTINCTIVE WOOD & SPECIALTY ACOUSTICAL CEILING & WALL SYSTEMS

123 Columbia Court North • Suite 201 • Chaska, MN 55318
 952-448-5300 • Fax: 952-448-2613 • Toll Free: 1-800-710-8791
 e-mail: info@architecturalsurfaces.net
 Visit Our Web Site at www.architecturalsurfaces.net

CEILING YOU CAN LOOK UP TO!

FIRE HAZARD CLASSIFICATION

Coating System Details

(When Applied to Douglas Fir)

	*Flame FSC	Spread (GWL)	Smoke Developed	Fuel Contributed
Type 6 (sealer) applied in one coat at 400 sq. ft./gallon				
Type 166 (base coat) applied in two coats at 300 sq. ft./gallon per coat				
Type 167 (top coat) applied in one coat at 1800 sq. ft./gallon	25	(15)	30-50	10

*Flame Spread Ratings FSC = Canadian Ratings
 (GWL) = U.S. Ratings

Packaging

Standard packaging, 1 gallon, 5 gallon and 55 gallon containers.

Information provided herein is based on tests believed to be reliable. Inasmuch as Fire Retardants Inc. has no control over the use or application to which others may put this material, we make no guarantee or warranty. Our products are sold on the condition that each user of the material make their own evaluation to determine the material's suitability for their own particular use.

NOTE: All porous surfaces should be properly sealed before applying fire retardant paint or varnish.

CAUTION: It is recommended that a test application be completed prior to end use.

© Fire Retardants Inc. All Rights Reserved.